

PRODUCT DATASHEET

LED VALUE CLAS A 150 19 W/4000 K E27

LED VALUE CLASSIC A | LED lamps, classic bulb shape



Areas of application

- Domestic applications
- General illumination
- Outdoor use in suitable outdoor luminaires only

Product benefits

- Lower energy consumption than incandescent or halogen lamps
- Can be easily fitted instead of ordinary light bulbs

Product features

- LED alternative to conventional lamps
- Not dimmable
- Good color rendering ($R_a \geq 80$) and color stability throughout the life of the lamp



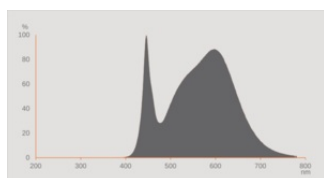
TECHNICAL DATA

Electrical data

Nominal wattage	19 W
Construction wattage	19.00 W
Nominal voltage	220...240 V
Claimed equiv. conventional lamp power	150 W
Nominal current	143 mA
Type of current	AC
Operating frequency	50...60 Hz
Mains frequency	50...60 Hz
Power factor λ	> 0.70

Photometrical data

Luminous flux	2542 lm
Nominal useful luminous flux 90°	2452 lm
Luminous efficacy	133 lm/W
Lumen main.fact.at end of nom.life time	0.70
Light color (designation)	Cool White
Color temperature	4000 K
Color rendering index Ra	≥80
Light color	840
Standard deviation of color matching	≤6 sdc _m
Rated LLMF at 6,000 h	0.80
Flickering metric (Pst LM)	≤1
Stroboscope effect metric (SVM)	≤0.9



LISO spectral power distribution
4000K CRI80 v1

Light technical data

Beam angle	200 °
Warm-up time (60 %)	0.50 s
Starting time	< 0.5 s

Dimensions & Weight

Overall length	129.00 mm
Diameter	68.00 mm
Maximum diameter	68 mm
Product weight	89.00 g

Temperatures & operating conditions

Ambient temperature range	-20...+40 °C
---------------------------	--------------

Lifespan

Lifespan L70/B50 at 25 °C	15000 h
Number of switching cycles	100000
Lumen maintenance at end of service lifetime	0.70
Rated lamp survival factor at 6,000 h	0.90

Additional product data

Base (standard designation)	E27
Mercury content	0.0 mg
Design / version	Frosted

Capabilities

Dimmable	No
----------	----

Certificates & Standards

Energy efficiency class	E
Energy consumption	19.00 kWh/1000h
Type of protection	IP20
Standards	REACH / CE / CB
Photobiological safety group acc. to EN62778	RG0



Country-specific categorizations

Order reference	VALUECLA150 19W
-----------------	-----------------

Energy labelling regulation data acc EU 2019/2015

Lighting technology used	LED
Non-directional or directional	NDLS
Mains or non-mains	MLS
Light source cap-type (or other electric interface)	E27
Connected light source (CLS)	No
Color-tuneable light source	No
Envelope	No
High luminance light source	No
Anti-glare shield	No
Correlated colour temperature type	SINGLE_VALUE
Standby power	0.00 W
Networked standby power for CLS	0.00 W
Claim of equivalent power	Yes
Length	129.00 mm
Height	68.00 mm
Width	68.00 mm
Chromaticity coordinate x	0,3818
Chromaticity coordinate y	0,3797
R9 Colour rendering index	0.00
Beam angle correspondence	SPHERE_360
Survival factor	0.5
Displacement factor	≥0.7
LED light source replaces a fluorescent light source	No
EPREL ID	642904,1381378,1857040,1855192
Model number	AC34532,AC44927,AC56445,AC55993

DOWNLOAD DATA

Documents and certificates		Document name
	Declarations of conformity	EC Declaration of Conformity CLA Non Dim AC31141-56 AC31177-9 AC34531-3
Photometric and lighting design files		Document name
	Spectral power distribution	LISO spectral power distribution 4000K CRI80 v1

LOGISTICAL DATA

Product code	Packaging unit (Pieces/Unit)	Dimensions (length x width x height)	Gross weight	Volume
4058075634251	Folding box 1	65 mm x 65 mm x 137 mm	110.00 g	0.58 dm ³
4058075634268	Shipping box 10	340 mm x 142 mm x 150 mm	1202.00 g	7.24 dm ³

The mentioned product code describes the smallest quantity unit which can be ordered. One shipping unit can contain one or more single products. When placing an order, for the quantity please enter single or multiples of a shipping unit.

DISCLAIMER

Subject to change without notice. Errors and omission excepted. Always make sure to use the most recent release.