

# PRODUCT DATASHEET

## ENDURA Classic Beam Gap Wall Down GU10

ENDURA® BEAM | GU10 socketed luminaires with classic shape and light outlet up and down



### Areas of application

- Building facades
- Entrance lighting
- Patios, balconies
- Pathway lighting
- Driveways

### Product benefits

- High flexibility in the choice of the light source thanks to GU10 socket
- Easy and quick installation

### Product features

- Indirect illumination
- Housing material: aluminum
- Housing color: RAL 7016
- Type of protection: IP44



## TECHNICAL DATA

### Electrical data

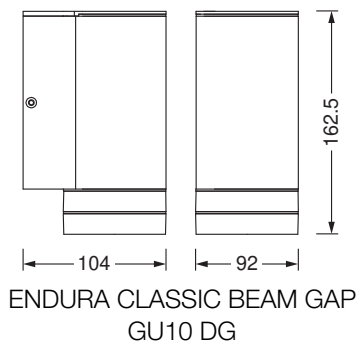
Nominal voltage	220...240 V
Mains frequency	50...60 Hz
Protection class	I
Operating mode	Mains voltage

### Photometrical data

Photobiological safety group acc. to EN62778	RG1
Photobiological safety group acc. to EN62471	RG0

### Dimensions & Weight

Length	104.00 mm
Width	92.00 mm
Height	163.00 mm
Product weight	630.00 g



### Materials & Colors

Product color	Dark gray
Housing color	Dark gray
Body material	Aluminum
Cover material	Glass
Mercury content	0.0 mg

### Application & Mounting

Type of connection	Terminal, 3-Pole (L, N, PE)
Type of protection	IP44
Protection class IK (shock resistance)	IK03
Dimmable	No
Mounting type	Surface
Mounting location	Wall
Application environment	Outdoor
With light source	No
Holder designation	GU10

### Emergency lighting

Type of emergency light operation	Non-maintained
Luminous flux in maintained operation mode	-
Luminous flux in emergency operation mode	-

### Certificates & Standards

Standards	CE / EAC / UKCA
Luminaire with limited surface temperature, "D sign"	No




### Additional product data


Product remark	Maximum bulb wattage: 35 W
Number of illuminants	1

### EQUIPMENT / ACCESSORIES

- Complete mounting and connecting accessories included
- No light sources included

### DOWNLOAD DATA

Documents and certificates		Document name
	User Instruction	ENDURA CLASSIC
	Legal information	Legal insert I-Outdoor
	Declarations of conformity	

Documents and certificates	Document name
 Declarations Of Conformity UKCA	Fixed LUM without EMC

## LOGISTICAL DATA

Product code	Packaging unit (Pieces/Unit)	Dimensions (length x width x height)	Gross weight	Volume
4058075554511	Folding box 1	100 mm x 110 mm x 170 mm	685.00 g	1.87 dm <sup>3</sup>
4058075554528	Shipping box 4	245 mm x 220 mm x 195 mm	3054.00 g	10.51 dm <sup>3</sup>

The mentioned product code describes the smallest quantity unit which can be ordered. One shipping unit can contain one or more single products. When placing an order, for the quantity please enter single or multiples of a shipping unit.

## DISCLAIMER

Subject to change without notice. Errors and omission excepted. Always make sure to use the most recent release.