

OptiPlex 3000 Micro

Setup and Specifications

Notes, cautions, and warnings

 **NOTE:** A NOTE indicates important information that helps you make better use of your product.

 **CAUTION:** A CAUTION indicates either potential damage to hardware or loss of data and tells you how to avoid the problem.


 **WARNING:** A WARNING indicates a potential for property damage, personal injury, or death.

Contents


Chapter 1: Set up your computer	4
Chapter 2: Views of OptiPlex 3000 Micro	9
Front.....	9
Back.....	10
Chapter 3: Specifications of OptiPlex 3000 Micro	11
Dimensions and weight.....	11
Processor.....	11
Chipset.....	12
Operating system.....	12
Memory.....	12
Memory matrix.....	13
External ports.....	13
Internal slots.....	14
Ethernet.....	14
Wireless module.....	14
Audio.....	15
Storage.....	16
Power adapter.....	16
GPU—Integrated.....	17
Multiple display support matrix.....	17
Hardware security.....	18
Environmental.....	18
Regulatory compliance.....	19
Operating and storage environment.....	19
Chapter 4: Getting help and contacting Dell	20

Set up your computer

1. Connect the keyboard and mouse.



2. Connect to your network using a cable, or connect to a wireless network.



3. Connect the display.



4. Connect the power cable.



5. Press the power button.



6. Finish operating system setup.

For Ubuntu:

Follow the on-screen instructions to complete the setup. For more information about installing and configuring Ubuntu, see the knowledge base articles [000131655](#) and [000131676](#) at www.dell.com/support.

7. Locate and use Dell apps from the Windows Start menu—Recommended

Table 1. Locate Dell apps




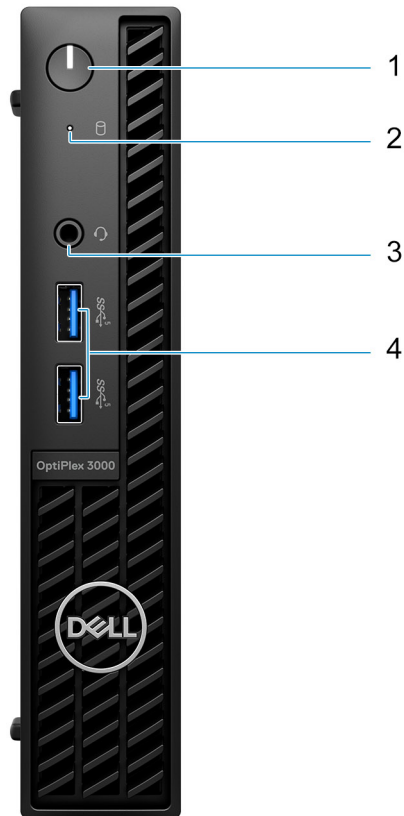
Resources	Description
	<p>SupportAssist</p> <p>SupportAssist proactively and predictively identifies hardware and software issues on your computer and automates the engagement process with Dell Technical support. It addresses performance and stabilization issues, prevents security threats, monitors, and detects hardware failures. For more information, see <i>SupportAssist for Home PCs User's Guide</i> at www.dell.com/serviceabilitytools. Click SupportAssist and then, click SupportAssist for Home PCs.</p> <p>NOTE: In SupportAssist, click the warranty expiry date to renew or upgrade your warranty.</p>
	<p>Dell Update</p> <p>Updates your computer with critical fixes and latest device drivers as they become available. For more information about using Dell Update, see the knowledge base article 000149088 at www.dell.com/support.</p>
	<p>Dell Digital Delivery</p>

Table 1. Locate Dell apps (continued)

Resources	Description
	Download software applications, which are purchased but not preinstalled on your computer. For more information about using Dell Digital Delivery, see the knowledge base article 000129837 at www.dell.com/support .

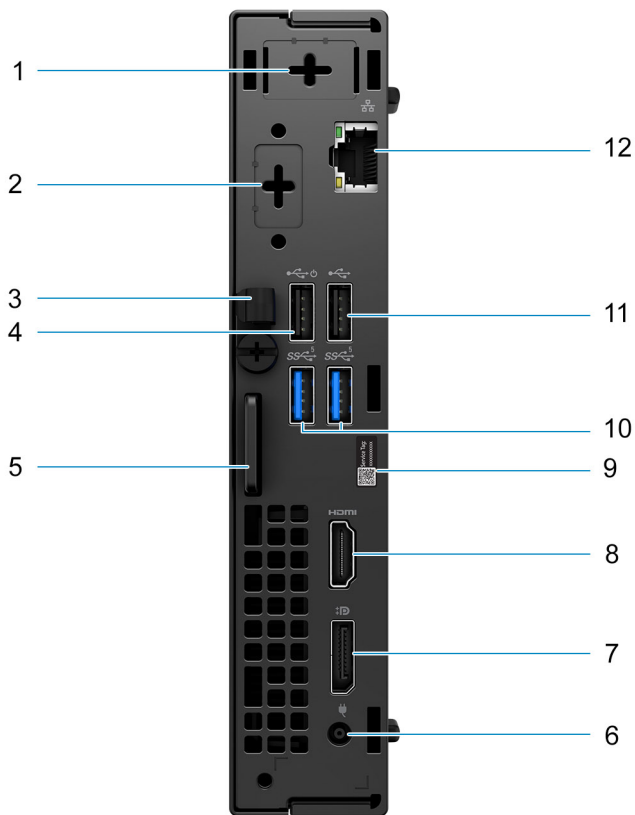
Views of OptiPlex 3000 Micro

Front



1. Power button with diagnostic LED
2. Hard-disk activity light
3. Universal audio jack
4. Two USB 3.2 Gen 1 ports

Back




1. External antenna connector
2. One optional video port (HDMI 2.0b/Displayport 1.4a (HBR3)/VGA/PS2/serial)
3. DC-in cable clip
4. USB 2.0 Type-A port with Smart Power On
5. Kensington security-cable slot and Padlock ring
6. Power adapter port
7. DisplayPort 1.4a (HBR2)
8. HDMI port
9. Service tag label
10. Two USB 3.2 Gen 1 ports
11. USB 2.0 port
12. RJ45 Ethernet port

Specifications of OptiPlex 3000 Micro

Dimensions and weight

The following table lists the height, width, depth, and weight of your OptiPlex 3000 Micro.

Table 2. Dimensions and weight

Description	Values
Height	182.00 mm (7.17 in.)
Width	36.00 mm (1.42 in.)
Depth	178.00 mm (7.00 in.)
Weight  NOTE: The weight of your computer depends on the configuration ordered and manufacturing variability.	1.33 kg (2.94 lbs)

Processor

The following table lists the details of the processors that are supported by your OptiPlex 3000 Micro .

Table 3. Processor

Description	Processor type	Processor wattage	Processor core count	Processor thread count	Processor speed	Processor cache	Integrated graphics
Option one	12 th Generation Intel Core i3-12100T	35 W	4	8	2.20 GHz to 4.10 GHz	12 MB	Intel UHD Graphics 730
Option two	12 th Generation Intel Core i3-12300T	35 W	4	8	3.30 GHz to 4.20 GHz	12 MB	Intel UHD Graphics 730
Option three	12 th Generation Intel Core i3-12400T	35 W	6	12	1.80 GHz to 4.20 GHz	18 MB	Intel UHD Graphics 730
Option four	12 th Generation Intel Core i5-12500T	35 W	6	12	2.00 GHz to 4.40 GHz	18 MB	Intel UHD Graphics 770
Option five	12 th Generation Intel Core i5-12600T	35 W	6	12	2.10 GHz to 4.60 GHz	18 MB	Intel UHD Graphics 770
Option six	12 th Generation Intel Core i7-12700T	35 W	12	20	1.40 GHz to 4.70 GHz	25 MB	Intel UHD Graphics 770

Table 3. Processor (continued)

Description	Processor type	Processor wattage	Processor core count	Processor thread count	Processor speed	Processor cache	Integrated graphics
Option seven	12 th Generation Intel Pentium G7400T	35 W	2	4	Up to 3.10 GHz	6 MB	Intel UHD Graphics 710
Option eight	12 th Generation Intel Celeron G6900T	35 W	2	2	up to 2.80 GHz	4 MB	Intel UHD Graphics 710

Chipset

The following table lists the details of the chipset supported by your OptiPlex 3000 Micro.

Table 4. Chipset

Description	Values
Chipset	B660
Processor	12 th Generation Intel Pentium, Intel Celeron, and Intel Core i3/i5/i7
DRAM bus width	64-bit
Flash EPROM	32 MB + 16 MB
PCIe bus	Up to Gen3

Operating system

Your OptiPlex 3000 Micro supports the following operating systems:

- Windows 11 Home, 64-bit
- Windows 11 Pro, 64-bit
- Windows 11 Downgrade (Windows 10 image)
- Windows 11 Pro Education, 64-bit
- Windows 11 CMIT Government Edition, 64-bit (China only)
- Kylin Linux Desktop version 10.1 (China only)
- Ubuntu Linux 20.04 LTS, 64-bit

Memory

The following table lists the memory specifications of your OptiPlex 3000 Micro.

Table 5. Memory specifications

Description	Values
Memory slots	Two-SODIMM slots
Memory type	DDR4

Table 5. Memory specifications (continued)

Description	Values
Memory speed	3200 MHz
Maximum memory configuration	64 GB
Minimum memory configuration	4 GB
Memory size per slot	4 GB, 8 GB, 16 GB, 32 GB
Memory configurations supported	<ul style="list-style-type: none"> • 4 GB, 1 x 4 GB, DDR4, 3200 MHz, single-channel • 8 GB, 1 x 8 GB, DDR4, 3200 MHz, single-channel • 8 GB, 2 x 4 GB, DDR4, 3200 MHz, dual-channel • 16 GB, 1 x 16 GB, DDR4, 3200 MHz, single-channel • 16 GB, 2 x 8 GB, DDR4, 3200 MHz, dual-channel • 32 GB, 1 x 32 GB, DDR4, 3200 MHz, single-channel • 32 GB, 2 x 16 GB, DDR4, 3200 MHz, dual-channel • 64 GB, 2 x 32 GB, DDR4, 3200 MHz, dual-channel

Memory matrix

The following table lists the memory configurations supported on your OptiPlex 3000 Micro.

Table 6. Memory matrix

Configuration	Slot	
	SO-DIMM1	SO-DIMM2
4 GB DDR4	4 GB	
8 GB DDR4	4 GB	4 GB
8 GB DDR4	8 GB	
16 GB DDR4	8 GB	8 GB
16 GB DDR4	16 GB	
32 GB DDR4	16 GB	16 GB
32 GB DDR4	32 GB	
64 GB DDR4	32 GB	32 GB

External ports

The following table lists the external ports of your OptiPlex 3000 Micro.

Table 7. External ports

Description	Values
Network port	One RJ-45 Ethernet port 10/100/1000 Mbps
USB ports	<ul style="list-style-type: none"> • Two USB 3.2 Gen 1 Type-A port (Front) • One USB 2.0 Type-A port (Rear) • One USB 2.0 Type-A port with Smart Power On (Rear) • Two USB 3.2 Gen 1 Type-A ports (Rear)

Table 7. External ports (continued)

Description	Values
Audio port	One Universal audio port (front)
Video port	<ul style="list-style-type: none"> One Optional port (HDMI 2.0b/Displayport 1.4a (HBR3)/VGA/PS2/serial) One DisplayPort 1.4a (HBR2) (Rear) One HDMI 1.4b (Rear)
Media-card reader	Not supported
Power-adaptor port	One DC-in port with 4.5 mm barrel
Security-cable slot	<ul style="list-style-type: none"> One Kensington lock slot One Padlock ring

Internal slots

The following table lists the internal slots of your OptiPlex 3000 Micro.

Table 8. Internal slots

Description	Values
M.2	<ul style="list-style-type: none"> One M.2 2230 slot for WiFi and Bluetooth card One M.2 2230/2280 slot for SSD One SATA slot for 2.5-inch HDD <p>NOTE: To learn more about the features of different types of M.2 cards, search in the Knowledge Base Resource at www.dell.com/support.</p>

Ethernet

The following table lists the wired Ethernet Local Area Network (LAN) specifications of your OptiPlex 3000 Micro.

Table 9. Ethernet specifications

Description	Values
Model number	<ul style="list-style-type: none"> Realtek RTL8111KD-CG Intel Ethernet Connection I219-LM
Transfer rate	10/100/1000 Mbps

Wireless module

The following table lists the Wireless Local Area Network (WLAN) module specifications of your OptiPlex 3000 Micro.

Table 10. Wireless module specifications

Description	Option one	Option two	Option three
Model number	Intel AX210	Intel Dual Band Wireless-AC 9462	MediaTek MT7921

Table 10. Wireless module specifications (continued)

Description	Option one	Option two	Option three
Transfer rate	Up to 2400 Mbps	Up to 433 Mbps	Up to 1200 Mbps
Frequency bands supported	2.4 GHz/5 GHz/6 GHz <i>i</i> NOTE: The 6 GHz frequency is supported on computers installed with Windows 11 operating system only.	2.4 GHz/5 GHz	2.4 GHz/5 GHz
Wireless standards	<ul style="list-style-type: none"> • WiFi 802.11a/b/g • Wi-Fi 4 (WiFi 802.11n) • Wi-Fi 5 (WiFi 802.11ac) • Wi-Fi 6E (WiFi 802.11ax) 	<ul style="list-style-type: none"> • WiFi 802.11a/b/g • Wi-Fi 4 (WiFi 802.11n) • Wi-Fi 5 (WiFi 802.11ac) 	<ul style="list-style-type: none"> • WiFi 802.11a/b/g • Wi-Fi 4 (WiFi 802.11n) • Wi-Fi 5 (WiFi 802.11ac) • Wi-Fi 6 (WiFi 802.11ax)
Encryption	<ul style="list-style-type: none"> • 64-bit and 128-bit WEP • 128-bit AES-CCMP • TKIP • 256-bit AES-GCMP 	<ul style="list-style-type: none"> • 64-bit and 128-bit WEP • 128-bit AES-CCMP • TKIP 	<ul style="list-style-type: none"> • 64-bit and 128-bit WEP • 128-bit AES-CCMP • TKIP
Bluetooth	Bluetooth 5.2	Bluetooth 5.1	Bluetooth 5.2

Audio

The following table lists the audio specifications of your OptiPlex 3000 Micro.

Table 11. Audio specifications

Description	Values	
Audio controller	ALC3246-CG	
Stereo conversion	Supported	
Internal audio interface	High definition audio	
External audio interface	One Universal Audio Jack	
Number of speakers	One internal speaker (optional)	
Internal-speaker amplifier	Supported (audio codec integrated)	
External volume controls	Keyboard shortcut controls	
Speaker output:		
	Average speaker output	2 W
	Peak speaker output	2.5 W
Subwoofer output	Not supported	
Microphone	Dual-array microphones	

Storage

This section lists the storage options on your OptiPlex 3000 Micro.

Table 12. Storage matrix

Storage		1st 2.5-inch hard drive	1st M.2 socket	1st Bootable Device
2.5-inch hard drive		Yes		2.5-inch hard drive
M.2 solid-state drive			Yes	1st M.2 solid-state drive
M.2 solid-state drive	2.5-inch hard drive/solid-state drive	Yes	Yes	1st M.2 solid-state drive

Table 13. Storage specifications

Storage type	Interface type	Capacity
2.5-inch, 5400 RPM, hard-disk drive	SATA 3.0	Up to 2 TB
2.5-inch, 7200 RPM, hard-disk drive	SATA 3.0	Up to 1 TB
2.5-inch, 7200 RPM, Opal Self-Encrypting hard-disk drive	SATA 3.0	500 GB
M.2 2230, Class 35 solid-state drive	PCIe NVMe Gen3 x4	Up to 512 GB
M.2 2280, Class 40 solid-state drive	PCIe NVMe Gen3 x4	Up to 2 TB

Power adapter

Table 14. Power adapter specifications

Description	Option One	Option two
Type	90 W (35 W CPU)	65 W (35 W CPU)
Diameter (connector)	4.5 mm x 2.9 mm	4.5 mm x 2.9 mm
Input voltage	100 VAC—240 VAC	100 VAC—240 VAC
Input frequency	50 Hz—60 Hz	50 Hz—60 Hz
Input current (maximum)	1.50 A	1.6 A/1.7 A
Output current (continuous)	4.62 A	3.34 A
Rated output voltage	19.50 VDC	19.50 VDC
Temperature range:		
Operating	0 °C to 40 °C (32 °F to 104 °F)	0 °C to 40 °C (32 °F to 104 °F)
Storage	-40°C to 70°C (-40°F to 158°F)	-40°C to 70°C (-40°F to 158°F)

GPU—Integrated

The following table lists the specifications of the integrated Graphics Processing Unit (GPU) supported by your OptiPlex 3000 Micro.

Table 15. GPU—Integrated

Controller	External display support	Memory size	Processor
Intel UHD Graphics 710	<ul style="list-style-type: none"> One DisplayPort 1.4a (HBR2) One HDMI 1.4b 	Shared-system memory	12 th Generation Intel Pentium/Celeron processors
Intel UHD Graphics 730	<ul style="list-style-type: none"> One DisplayPort 1.4a (HBR2) One HDMI 1.4b 	Shared-system memory	12 th Generation Intel Core i3 processors
Intel UHD Graphics 770	<ul style="list-style-type: none"> One DisplayPort 1.4a (HBR2) One HDMI 1.4b 	Shared-system memory	12 th Generation Intel Core i5/i7 processors

Multiple display support matrix

The following table lists the multiple display support matrix for your OptiPlex 3000 Micro.

Table 16. OptiPlex 3000— One DP1.4 (HBR2) + 1HDMI1.4 +option VGA/HDMI2.0/DP1.4 (HBR3)

Description	Number of displays	Maximum resolution
Intel UHD 710/730/770 Graphics	1	<ul style="list-style-type: none"> On board integrated DP1.4 (4096x2304 @ 60 Hz) Option card with VGA (1920x1200 @ 60 Hz) Option card with DP1.4 (5120x3200 @ 60 Hz) Option card with HDMI 2.0 (4096x2160 @ 60 Hz) On board integrated HDMI1.4b (4096x2160 @30Hz)
	2	<ul style="list-style-type: none"> On board integrated DP1.4 (4096x2304 @ 60 Hz) + On board integrated HDMI1.4 (4096x2160 @ 30 Hz) On board integrated DP1.4 (4096x2304 @ 60 Hz) + Option card with VGA (1920x1200 @ 60 Hz) On board integrated DP1.4 (4096x2304 @ 60 Hz) + Option card with DP1.4 (5120x3200 @ 60 Hz) On board integrated DP1.4 (4096x2304 @ 60 Hz) + Option card with HDMI 2.0 (4096x2160 @ 60 Hz) On board integrated HDMI1.4 (4096x2160 @ 30 Hz) + Option card with VGA (1920x1200 @ 60 Hz) On board integrated HDMI1.4 (4096x2160 @ 30 Hz) + Option card with DP1.4 (5120x3200 @ 60 Hz) On board integrated HDMI1.4 (4096x2160 @ 30 Hz) + Option card with HDMI 2.0 (4096x2160 @ 60 Hz)
	3	<ul style="list-style-type: none"> On board integrated DP1.4 (4096x2304 @ 60 Hz) + On board integrated HDMI1.4 (4096x2160 @ 30 Hz) + Option card with VGA (1920x1200 @ 60 Hz) On board integrated DP1.4 (4096x2304 @ 60 Hz) + On board integrated HDMI1.4 (4096x2160 @ 30 Hz) + Option card with DP1.4 (5120x3200 @ 60 Hz) On board integrated DP1.4 (4096x2304 @ 60 Hz) + On board integrated HDMI1.4 (4096x2160 @ 30 Hz) + Option card with HDMI 2.0 (4096x2160 @ 60 Hz)

Hardware security

The following table lists the hardware security of your OptiPlex 3000 Micro.

Table 17. Hardware security

Hardware security
Kensington security-cable slot
Padlock ring
Chassis lock slot support
Chassis intrusion switch
Lockable cable covers
Supply chain tamper alerts
SafelD including Trusted Platform Module (TPM) 2.0
Smart card keyboard (FIPS)
Microsoft 10 Device Guard and Credential Guard (Enterprise SKU)
Microsoft Windows Bitlocker
Local hard drive data wipe through BIOS (Secure Erase)
Self-encrypting storage drives (Opal, FIPS)
Trusted Platform Module TPM 2.0
China TPM
Intel Secure Boot
Intel Authenticate

Environmental

The following table lists the environmental specifications of your OptiPlex 3000 Micro.

Table 18. Environmental

Feature	Values
Recyclable packaging	Yes
BFR/PVC—free chassis	No
Vertical orientation packaging support	Yes
Multi-Pack packaging	Yes
Energy-Efficient Power Supply	Standard
ENV0424 compliant	Yes

i NOTE: Wood-based fiber packaging contains a minimum of 35% recycled content by total weight of wood-based fiber. Packaging that contains without wood-based fiber can be claimed as Not Applicable. The anticipated required criteria for EPEAT 2018.

Regulatory compliance

The following table lists the regulatory compliance of your OptiPlex 3000 Micro.

Table 19. Regulatory compliance

Regulatory compliance
EPEAT registered configurations available
ENERGY STAR compliant configurations available
US CEC MEPS compliant configurations available
Australia and New Zealand MEPS compliant configurations available
CEL
WEEE
Japan Energy Law
South Korea E-standby
EU RoHS
China RoHS

Operating and storage environment

This table lists the operating and storage specifications of your OptiPlex 3000 Micro.

Airborne contaminant level: G1 as defined by ISA-S71.04-1985

Table 20. Computer environment

Description	Operating	Storage
Temperature range	0°C to 35°C (32°F to 95°F)	-40°C to 65°C (-40°F to 149°F)
Relative humidity (maximum)	20% to 80% (non-condensing, Max dew point temperature = 26°C)	5% to 95% (non-condensing, Max dew point temperature = 33°C)
Vibration (maximum)*	0.26 GRMS random at 5 Hz to 350 Hz	1.37 GRMS random at 5 Hz to 350 Hz
Shock (maximum)	Bottom half-sine pulse with a change in velocity of 50.8 cm/sec (20 in./sec)	105G half-sine pulse with a change in velocity of 133 cm/sec (52.5 in./sec)
Altitude range	3048 m (10,000 ft)	10,668 m (35,000 ft)

CAUTION: Operating and storage temperature ranges may differ among components, so operating or storing the device outside these ranges may impact the performance of specific components.

* Measured using a random vibration spectrum that simulates user environment.



† Measured using a 2 ms half-sine pulse.

Getting help and contacting Dell

Self-help resources


You can get information and help on Dell products and services using these self-help resources:


Table 21. Self-help resources

Self-help resources	Resource location
Information about Dell products and services	www.dell.com
My Dell app	
Tips	
Contact Support	In Windows search, type <code>Contact Support</code> , and press Enter.
Online help for operating system	www.dell.com/support/linux
Access top solutions, diagnostics, drivers and downloads, and learn more about your computer through videos, manuals and documents.	Your Dell computer is uniquely identified by a Service Tag or Express Service Code. To view relevant support resources for your Dell computer, enter the Service Tag or Express Service Code at www.dell.com/support . For more information on how to find the Service Tag for your computer, see Locate the Service Tag on your computer .
Dell knowledge base articles for a variety of computer concerns	<ol style="list-style-type: none"> 1. Go to www.dell.com/support. 2. On the menu bar at the top of the Support page, select Support > Knowledge Base. 3. In the Search field on the Knowledge Base page, type the keyword, topic, or model number, and then click or tap the search icon to view the related articles.

Contacting Dell

To contact Dell for sales, technical support, or customer service issues, see www.dell.com/contactdell.

 **NOTE:** Availability varies by country/region and product, and some services may not be available in your country/region.

 **NOTE:** If you do not have an active Internet connection, you can find contact information about your purchase invoice, packing slip, bill, or Dell product catalog.