

Latitude 3530

Setup and Specifications

Notes, cautions, and warnings

 **NOTE:** A NOTE indicates important information that helps you make better use of your product.

 **CAUTION:** A CAUTION indicates either potential damage to hardware or loss of data and tells you how to avoid the problem.

 **WARNING:** A WARNING indicates a potential for property damage, personal injury, or death.

Contents

Chapter 1: Set up your Latitude 3530	4
Chapter 2: Views of Latitude 3530	6
Right.....	6
Left.....	6
Top.....	7
Bottom.....	8
Front.....	8
Battery charge and status light	9
Chapter 3: Specifications of Latitude 3530	10
Dimensions and weight.....	10
Processor.....	10
Chipset.....	11
Operating system.....	11
Memory.....	11
External ports.....	12
Internal slots.....	12
Ethernet.....	12
Wireless module.....	13
Audio.....	14
Storage.....	14
Media-card reader.....	15
Keyboard.....	15
Camera.....	15
Touchpad.....	16
Power adapter.....	17
Battery.....	17
Display.....	18
Fingerprint reader.....	19
GPU—Integrated.....	19
Operating and storage environment.....	19
Chapter 4: Keyboard shortcuts	21
Keyboard shortcuts.....	21
Chapter 5: Getting help and contacting Dell	22

Set up your Latitude 3530

About this task

NOTE: The images in this document may differ from your computer depending on the configuration you ordered.

Steps

1. Connect the power adapter and press the power button.



NOTE: To conserve battery power, the battery might enter power saving mode. Connect the power adapter and press the power button to turn on the computer.

2. Finish operating system setup.

For Ubuntu:

Follow the on-screen instructions to complete the setup. For more information about installing and configuring Ubuntu, search in the Knowledge Base Resource at www.dell.com/support.

For Windows:






Follow the on-screen instructions to complete the setup. When setting up, Dell recommends that you:

- Connect to a network for Windows updates.
 - NOTE:** If connecting to a secured wireless network, enter the password for the wireless network access when prompted.
- If connected to the internet, sign-in with or create a Microsoft account. If not connected to the internet, create an offline account.
- On the **Support and Protection** screen, enter your contact details.

3. Locate and use Dell apps from the Windows Start menu—Recommended.

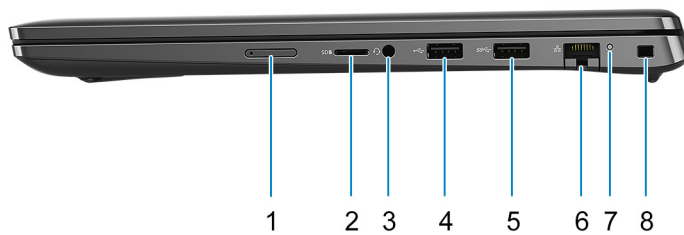
NOTE: The Dell apps are available in a subcategory in the Windows Start menu.

Table 1. Locate Dell apps

Resources	Description
	<p>Dell Product Registration Register your computer with Dell.</p>
	<p>Dell Help & Support Access help and support for your computer.</p>
	<p>SupportAssist SupportAssist is the smart technology that keeps your computer running at its best by optimizing settings, detecting issues, removing viruses and notifies when you need to make system updates. SupportAssist proactively checks the health of your system's hardware and software. When an issue is detected, the necessary system state information is sent to Dell to begin troubleshooting. SupportAssist is preinstalled on most of the Dell devices running Windows operating system. For more information, see <i>SupportAssist for Home PCs User's Guide</i> on www.dell.com/serviceabilitytools.</p> <p>NOTE: In SupportAssist, click the warranty expiry date to renew or upgrade your warranty.</p>
	<p>Dell Update Updates your computer with critical fixes and latest device drivers as they become available. For more information on using Dell Update, search in the Knowledge Base Resource at www.dell.com/support.</p>
	<p>Dell Digital Delivery Download software applications, which are purchased but not preinstalled on your computer. For more information on using Dell Digital Delivery, search in the Knowledge Base Resource at www.dell.com/support.</p>

Views of Latitude 3530

Right



- | | |
|-----------------------------------|---------------------------|
| 1. micro-SIM card slot (optional) | 2. microSD-card slot |
| 3. Universal audio port | 4. USB 2.0 port |
| 5. USB 3.2 Gen 1 port | 6. Network port |
| 7. Network activity LED | 8. Wedge-shaped lock slot |

Left



- | | |
|--|----------------------------------|
| 1. Power-adaptor port | 2. Power-status light |
| 3. HDMI 1.4b port | 4. USB 3.2 Gen 1 with PowerShare |
| 5. USB 3.2 Gen 2 Type-C port with DisplayPort and Power Delivery | |

Top



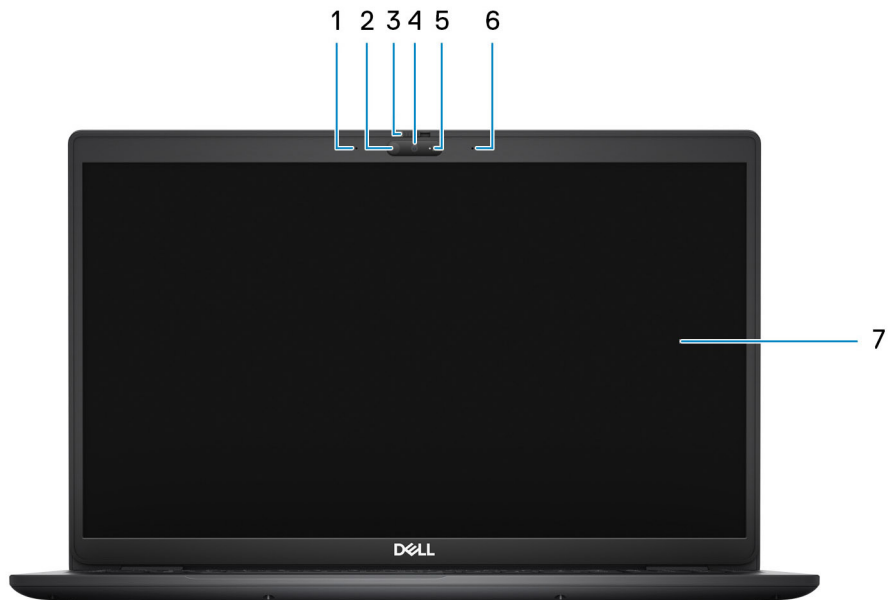
1. Power button with optional fingerprint reader
2. Keyboard
3. Touchpad

Bottom



1. Speakers
2. Service tag label
3. Air vent

Front



- | | |
|------------------------------|---------------------|
| 1. Left microphone | 2. Infrared camera |
| 3. Camera shutter (optional) | 4. Camera |
| 5. Camera status light | 6. Right microphone |
| 7. Display panel | |

Battery charge and status light

The following table lists the battery charge and status light behavior of your Latitude 3530.

Table 2. Battery charge and status light behavior

Power Source	LED Behavior	System Power State	Battery Charge Level
AC Adapter	Off	S0 - S5	Fully Charged
AC Adapter	Solid White	S0 - S5	< Fully Charged
Battery	Off	S0 - S5	11-100%
Battery	Solid Amber (590+/-3 nm)	S0 - S5	< 10%


- S0 (ON) - Computer is turned on.
- S4 (Hibernate) - The computer consumes the least power compared to all other sleep states. The computer is almost at an OFF state, expect for a trickle power. The context data is written to hard drive.
- S5 (OFF) - The computer is in a shutdown state.

Specifications of Latitude 3530

Dimensions and weight

The following table lists the height, width, depth, and weight of your Latitude 3530.

Table 3. Dimensions and weight

Description	Values
Height:	
Front height	18.06 mm (0.71 in.)
Rear height	18.06 mm (0.71 in.)
Width	361 mm (14.21 in.)
Depth	240.95 mm (9.48 in.)
Weight  NOTE: The weight of your computer depends on the configuration ordered and manufacturing variability.	1.79 kg (3.95 lb)

Processor

The following table lists the details of the processors supported by your Latitude 3530.

Table 4. Processor

Description	Option one	Option two	Option three	Option four
Processor type	12 th Generation Intel Core i3-1215U	12 th Generation Intel Core i5-1235U	12 th Generation Intel Core i5-1245U	12 th Generation Intel Core i7-1255U
Processor wattage	15 W	15 W	15 W	15 W
Processor core count	6	10	10	10
Processor thread count	8	12	12	12
Processor speed	Up to 4.40 GHz	Up to 4.40 GHz	Up to 4.40 GHz	Up to 4.70 GHz
Processor cache	10 MB	12 MB	12 MB	12 MB
Integrated graphics	Intel UHD Graphics	Intel Iris Xe Graphics	Intel Iris Xe Graphics	Intel Iris Xe Graphics

Chipset

The following table lists the details of the chipset supported by your Latitude 3530.

Table 5. Chipset

Description	Values
Chipset	Intel
Processor	Intel 12 th Generation Core i3/i5/i7
DRAM bus width	64-bit
Flash EPROM	32 MB
PCIe bus	Up to Gen 3

Operating system

Your Latitude 3530 supports the following operating systems:

- Windows 11 Pro, 64-bit
- Windows 11 Home, 64-bit
- Windows 11 Pro Downgrade (Windows 10 image factory installed)
- Ubuntu Linux 20.04 LTS, 64-bit
- Kylin Linux version 10

Memory

The following table lists the memory specifications of your Latitude 3530.

Table 6. Memory specifications

Description	Values
Memory slots	Two SODIMM slots
Memory type	DDR4
Memory speed	3200 MHz
Maximum memory configuration	32 GB
Minimum memory configuration	4 GB
Memory size per slot	4 GB, 8 GB, 16 GB, or 32 GB
Memory configurations supported	<ul style="list-style-type: none">• 4 GB, 1 x 4 GB, DDR4, 3200 MHz• 8 GB, 1 x 8 GB, DDR4, 3200 MHz• 8 GB, 2 x 4 GB, DDR4, 3200 MHz, dual-channel• 16 GB, 1 x 16 GB, DDR4, 3200 MHz• 32 GB, 2 x 16 GB, DDR4, 3200 MHz, dual-channel

External ports

The following table lists the external ports of your Latitude 3530.


Table 7. External ports

Description	Values
Network port	One flip-down RJ45 10/100/1000 Mbps
USB ports	<ul style="list-style-type: none">• One USB 3.2 Gen 2 Type-C port with DisplayPort/Power Delivery• One USB 3.2 Gen 1 port• One USB 3.2 Gen 1 port with PowerShare• One USB 2.0 port
Audio port	One universal audio port
Video port	One HDMI 1.4b port
Media-card reader	One microSD-card slot
Power adapter port	4.5 mm barrel-type
Security-cable slot	One wedge-shaped lock slot
SIM-card slot	One microSIM-card slot (WWAN only)

Internal slots

The following table lists the internal slots of your Latitude 3530.

Table 8. Internal slots

Description	Values
M.2	<ul style="list-style-type: none">• One M.2 slot for WWAN (on WWAN I/O board)• One M.2230 slot for Wi-Fi• One M.2 slot for 2230/2280 solid-state drive <p> NOTE: To learn more about the features of different types of M.2 cards, search in the Knowledge Base Resource at www.dell.com/support.</p>
SATA	One 2.5-inch hard drive (optional, offered as secondary storage only)

Ethernet

The following table lists the wired Ethernet Local Area Network (LAN) specifications of your Latitude 3530.

Table 9. Ethernet specifications

Description	Values
Model number	Integrated Realtek RTL8111H
Transfer rate	10/100/1000 Mbps

Wireless module

The following table lists the Wireless Local Area Network (WLAN) modules supported on your Latitude 3530.

Wireless module

Table 10. Wireless module specifications

Description	Values		
Model number	Intel Wi-Fi 6 AX201	Intel AX210	Realtek RTL8822CE
Transfer rate	Up to 2400 Mbps	Up to 2400 Mbps	867 Mbps
Frequency bands supported	2.4 GHz/5 GHz	2.4 GHz/5 GHz/6 GHz	2.4 GHz/5 GHz
Wireless standards	<ul style="list-style-type: none"> • Wi-Fi 802.11a/b/g • Wi-Fi 4 (Wi-Fi 802.11n) • Wi-Fi 5 (Wi-Fi 802.11ac) • Wi-Fi 6 (Wi-Fi 802.11ax) 	<ul style="list-style-type: none"> • Wi-Fi 802.11a/b/g • Wi-Fi 4 (Wi-Fi 802.11n) • Wi-Fi 5 (Wi-Fi 802.11ac) • Wi-Fi 6 (Wi-Fi 802.11ax) 	<ul style="list-style-type: none"> • Wi-Fi 802.11a/b/g • Wi-Fi 4 (Wi-Fi 802.11n) • Wi-Fi 5 (Wi-Fi 802.11ac)
Encryption	<ul style="list-style-type: none"> • 64-bit/128-bit WEP • AES-CCMP • TKIP 	<ul style="list-style-type: none"> • 64-bit/128-bit WEP • AES-CCMP • TKIP 	<ul style="list-style-type: none"> • 64-bit/128-bit WEP • AES-CCMP • TKIP
Bluetooth	Bluetooth 5.2	Bluetooth 5.2	Bluetooth 5.0

Table 11. WWAN module

Feature	Specifications
Model number	Dell DW5820e Intel 7360 LTE-A
Host interface	M.2 3042 form factor
Network standard	LTE FDD/TDD, WCDMA/HSPA+, GNSS/Beidou
Transfer rate	Up to 450 Mbps DL/50 Mbps UL (Cat 9)
Operating Frequency Bands	(1,2,3,4,5,7,8,11,12,13,17,18,19,20,21,26,28,29,30,38,39,40,41,66), HSPA+ (1, 2, 4, 5, 8)
Data Rate	<ul style="list-style-type: none"> • LTE FDD: 450 Mbps DL/50 Mbps UL (Cat 9) • LTE TDD: 347 Mbps DL/30 Mbps UL (Cat 9) • UMTS/HSPA+: UMTS 384 kbps DL/384 kbps UL
Power supply	DC 3.135 V to 4.4 V, Typical 3.3 V
Antenna Diversity	Supported
Radio On/Off	Supported
Wake On Wireless	Not supported
Temperature	<ul style="list-style-type: none"> • Normal operating temperature: -10°C to + 55°C • Extended Operating temperature: -20°C to +65°C <p>NOTE: Variation in temperature can affect the performance of the WWAN card.</p>
Antenna connector	<ul style="list-style-type: none"> • WWAN Main Antenna X 1 • WWAN Diversity Antenna X 1

Audio

The following table lists the audio specifications of your Latitude 3530.

Table 12. Audio specifications

Description		Values
Audio controller		Realtek ALC3204
Stereo conversion		Supported
Internal audio interface		High definition audio
External audio interface		Universal audio port
Number of speakers		Two
Internal-speaker amplifier		Supported (audio codec integrated)
External volume controls		Keyboard shortcut controls
Speaker output:		
	Average speaker output	2 W
	Peak speaker output	2.5 W
Subwoofer output		Not supported
Microphone		Dual-array microphones

Storage

This section lists the storage options on your Latitude 3530.

Your computer supports one of the following configurations:

- One M.2 2230/2280 for solid-state drive (Class 35 or Class 40)
- One M.2 2230/2280 solid-state drive and one 2.5-inch SATA hard-drive

The primary drive of your computer is M.2 drive. 2.5-inch hard drive is offered only as secondary drive.

Table 13. Storage specifications

Storage type	Interface type	Capacity
One 2.5-inch hard drive, 5400 RPM	SATA AHCI, up to 6 Gbps	1 TB
One 2.5-inch hard drive, 7200 RPM	SATA AHCI, up to 6 Gbps	500 GB
One M.2 2230 solid-state drive	PCIe NVMe Gen3 x4	Up to 512 GB
One M.2 2280 solid-state drive	PCIe NVMe Gen3 x4	Up to 1 TB
One M.2 2280 solid-state drive	PCIe NVMe Gen4 x4	Up to 1 TB

Media-card reader

The following table lists the media cards supported by your Latitude 3530.

Table 14. Media-card reader specifications

Description	Values
Media-card type	One micro-SD card
Media-cards supported	<ul style="list-style-type: none"> • Micro Secure Digital (mSD) • Micro Secure Digital High Capacity(mSDHC) • Micro Secure Digital Extended Capacity(mSDXC)
<p>NOTE: The maximum capacity supported by the media-card reader varies depending on the standard of the media card installed in your computer.</p>	

Keyboard

The following table lists the keyboard specifications of your Latitude 3530.

Table 15. Keyboard specifications

Description	Values
Keyboard type	<ul style="list-style-type: none"> • Standard non-backlit keyboard with number pad • Standard backlit keyboard with number pad
Keyboard layout	QWERTY
Number of keys	<ul style="list-style-type: none"> • United States and Canada: 99 keys • United Kingdom: 100 keys • Japan: 103 keys
Keyboard size	X=18.70 mm key pitch Y=18.05 mm key pitch
Keyboard shortcuts	<p>Some keys on your keyboard have two symbols on them. These keys can be used to type alternate characters or to perform secondary functions. To type the alternate character, press Shift and the desired key. To perform secondary functions, press Fn and the desired key.</p> <p>NOTE: You can define the primary behavior of the function keys (F1–F12) changing Function Key Behavior in BIOS setup program.</p>

Camera

The following table lists the camera specifications of your Latitude 3530.

Table 16. Camera specifications

Description	Values
Number of cameras	One
Camera type	<ul style="list-style-type: none"> • HD camera

Table 16. Camera specifications (continued)

Description		Values
		<ul style="list-style-type: none"> FHD RGB-IR camera
Camera location		Front Camera
Camera sensor type		CMOS sensor technology
Camera resolution:		
	Still image	<ul style="list-style-type: none"> 0.92 megapixel - HD camera 2.07 megapixels - FHD RGB-IR camera
	Video	<ul style="list-style-type: none"> 1280 x 720 at 30 fps - HD camera 1920 x 1080 at 30 fps - FHD RGB-IR camera
Infrared camera resolution:		
	Still image	0.23 megapixels
	Video	640 x 480 at 30 fps
Diagonal viewing angle:		
	Camera	<ul style="list-style-type: none"> 78.6 degrees - HD camera 87.60 degrees - FHD RGB-IR camera
	Infrared camera	87.60 degrees

Touchpad

The following table lists the touchpad specifications of your Latitude 3530.


Table 17. Touchpad specifications

Description		Values
Touchpad resolution:		
	Horizontal	305
	Vertical	305
Touchpad dimensions:		
	Horizontal	115 mm (4.53 in.)
	Vertical	80 mm (3.14 in.)
Touchpad gestures		For more information about touchpad gestures available on Windows, see the Microsoft knowledge base article at support.microsoft.com .

Power adapter

The following table lists the power adapter specifications of your Latitude 3530.

Table 18. Power adapter specifications

Description	Option one	Option two
Type	65 W AC adapter, 4.5 mm barrel	65 W AC adapter, USB-C
Input voltage	100 VAC x 240 VAC	100 VAC x 240 VAC
Input frequency	50 Hz x 60 Hz	50 Hz x 60 Hz
Input current (maximum)	1.60 A / 1.70 A	1.70 A
Output current (continuous)	3.34 A	<ul style="list-style-type: none"> • 20 V/3.25 A • 15 V/3 A • 9 V/3 A • 5 V/3 A
Rated output voltage	19.50 VDC	20 VDC/15 VDC/9 VDC/5 VDC
Temperature range:		
Operating	0°C to 40°C (32°F to 104°F)	0°C to 40°C (32°F to 104°F)
Storage	-40°C to 70°C (-40°F to 158°F)	-40°C to 70°C (-40°F to 158°F)
 CAUTION: Operating and storage temperature ranges may differ among components, so operating or storing the device outside these ranges may impact the performance of specific components.		



Battery

The following table lists the battery specifications of your Latitude 3530.

Table 19. Battery specifications

Description	Option one	Option two
Battery type	3-cell Polymer (41 Wh)	4-cell Polymer (54 Wh)
Battery voltage	11.25 VDC	15 VDC
Battery weight (maximum)	0.17 kg (0.37 lb)	0.23 kg (0.50 lb)
Battery dimensions:		
Height	206.40 mm (8.12 in.)	271.90 mm (10.70 in.)
Width	82 mm (3.22 in.)	82 mm (3.22 in.)
Depth	5.75 mm (0.23 in.)	5.75 mm (0.23 in.)
Temperature range:		
Operating	0°C to 35°C (32°F to 95°F)	0°C to 35°C (32°F to 95°F)
Storage	-40°C to 65°C (-40°F to 149°F)	-40°C to 65°C (-40°F to 149°F)

Table 19. Battery specifications (continued)

Description	Option one	Option two
Battery operating time	Varies depending on operating conditions and can significantly reduce under certain power-intensive conditions.	Varies depending on operating conditions and can significantly reduce under certain power-intensive conditions.
Battery charging time (approximate)  NOTE: Control the charging time, duration, start and end time, and so on using the Dell Power Manager application. For more information on the Dell Power Manager see, <i>Me and My Dell</i> on www.dell.com .	4 hours (when the computer is off)	4 hours (when the computer is off)
Coin-cell battery	CR2032	CR2032
 CAUTION: Operating and storage temperature ranges may differ among components, so operating or storing the device outside these ranges may impact the performance of specific components.		

Display

The following table lists the display specifications of your Latitude 3530.

Table 20. Display specifications

Description	Option one	Option two	Option three
Display type	High Definition (HD)	Full High Definition (FHD)	Full High Definition (FHD)
Display-panel technology	Twisted Nematic (TN)	Wide-Viewing Angle (WVA)	Wide-Viewing Angle (WVA)
Display-panel dimensions (active area):			
Height	193.59 mm (7.62 in.)	193.59 mm (7.62 in.)	193.59 mm (7.62 in.)
Width	344.16 mm (13.54 in.)	344.16 mm (13.54 in.)	344.16 mm (13.54 in.)
Diagonal	396.24 mm (15.60 in.)	396.24 mm (15.60 in.)	396.24 mm (15.60 in.)
Display-panel native resolution	1366 x 768	1920 x 1080	1920 x 1080
Luminance (typical)	220 nits	250 nits	250 nits
Megapixels	1.05	2.073	2.07
Color gamut	NTSC 45% Typ.	NTSC 45% Typ.	NTSC 45% Typ.
Pixels Per Inch (PPI)	100	141	141
Contrast ratio (typical)	500:1	700:1	700:1
Response time (max)	25 ms	25 ms	25 ms
Refresh rate	60 Hz	60 Hz	60 Hz
Horizontal view angle	40 degrees	80 degrees	80 degrees

Table 20. Display specifications (continued)

Description	Option one	Option two	Option three
Vertical view angle	10/30 degrees	80 degrees	80 degrees
Pixel pitch	0.252 mm	0.179 mm	0.179 mm
Power consumption (maximum)	4.20 W	4.60 W	4.50 W
Anti-glare vs glossy finish	Anti-glare	Anti-glare	Anti-glare
Touch options	No	No	Yes

Fingerprint reader

The following table lists the fingerprint-reader specifications of your Latitude 3530.

i **NOTE:** The fingerprint reader is located on the power button.

i **NOTE:** The fingerprint reader is an optional offering.

Table 21. Fingerprint reader specifications

Description	Values
Fingerprint-reader sensor technology	Capacitive
Fingerprint-reader sensor resolution	500 dpi
Fingerprint-reader sensor pixel size	108 x 88

GPU—Integrated

The following table lists the specifications of the integrated Graphics Processing Unit (GPU) supported by your Latitude 3530.

Table 22. GPU—Integrated

Controller	Memory size	Processor
Intel UHD Graphics	Shared system memory	12 th Generation Intel Core i3 processors
Intel Iris Xe Graphics	Shared system memory	12 th Generation Intel Core i5/i7 processors

Operating and storage environment


This table lists the operating and storage specifications of your Latitude 3530.

Airborne contaminant level: G1 as defined by ISA-S71.04-1985

Table 23. Computer environment

Description	Operating	Storage
Temperature range	0°C to 35°C (32°F to 95°F)	-40°C to 65°C (-40°F to 149°F)
Relative humidity (maximum)	10% to 90% (non-condensing)	0% to 95% (non-condensing)

Table 23. Computer environment (continued)

Description	Operating	Storage
Vibration (maximum)*	0.66 GRMS	1.30 GRMS
Shock (maximum)	140 G†	160 G†
Altitude range	-15.2 m to 3048 m (4.64 ft to 10000 ft)	-15.2 m to 10668 m (4.64 ft to 35000 ft)
 CAUTION: Operating and storage temperature ranges may differ among components, so operating or storing the device outside these ranges may impact the performance of specific components.		

* Measured using a random vibration spectrum that simulates user environment.

† Measured using a 2 ms half-sine pulse.

Keyboard shortcuts

Keyboard shortcuts

NOTE: Keyboard characters may differ depending on the keyboard language configuration. Keys that are used for shortcuts remain the same across all language configurations.

Table 24. List of keyboard shortcuts


Keys	Primary behavior
Fn + F1	Mute audio
Fn + F2	Decrease volume
Fn + F3	Increase volume
Fn + F4	Play/Pause
Fn + F5	Turn on/off keyboard backlight
Fn + F6	Decrease brightness
Fn + F7	Increase brightness
Fn + F8	Switch to external display
Fn + F10	Print screen
Fn + F11	Home
Fn + 12	End
Fn + Ctrl	Open application menu

Getting help and contacting Dell

Self-help resources


You can get information and help on Dell products and services using these self-help resources:


Table 25. Self-help resources

Self-help resources	Resource location
Information about Dell products and services	www.dell.com
Tips	
Contact Support	In Windows search, type <code>Contact Support</code> , and press Enter.
Online help for operating system	www.dell.com/support/windows www.dell.com/support/linux
Access top solutions, diagnostics, drivers and downloads, and learn more about your computer through videos, manuals and documents.	Your Dell computer is uniquely identified by a Service Tag or Express Service Code. To view relevant support resources for your Dell computer, enter the Service Tag or Express Service Code at www.dell.com/support . For more information on how to find the Service Tag for your computer, see Locate the Service Tag on your computer .
Dell knowledge base articles for a variety of computer concerns	<ol style="list-style-type: none"> 1. Go to www.dell.com/support. 2. On the menu bar at the top of the Support page, select Support > Knowledge Base. 3. In the Search field on the Knowledge Base page, type the keyword, topic, or model number, and then click or tap the search icon to view the related articles.

Contacting Dell

To contact Dell for sales, technical support, or customer service issues, see www.dell.com/contactdell.

 **NOTE:** Availability varies by country/region and product, and some services may not be available in your country/region.

 **NOTE:** If you do not have an active Internet connection, you can find contact information about your purchase invoice, packing slip, bill, or Dell product catalog.