

## DS-3T1306P-SI/HS Smart Managed 4-Port 10/100 Mbps PoE Switch



Smart managed switches are developed by Hikvision, featuring easy management and maintenance. You can easily deploy, monitor, and expand your surveillance system anytime and anywhere with our software platforms. You can view the network topology, monitor the health of the network, and receive device alarms in real time, which greatly reduces the cost of network operation and maintenance.

- Visualized topology management.
- Network health monitor.
- Layer 2 features: PoE watchdog, STP/RSTP, VLAN, SNMP, QoS, ERPS, etc.
- -30 °C to 65 °C wide temperature range in harsh environment.

## ▪ Specification

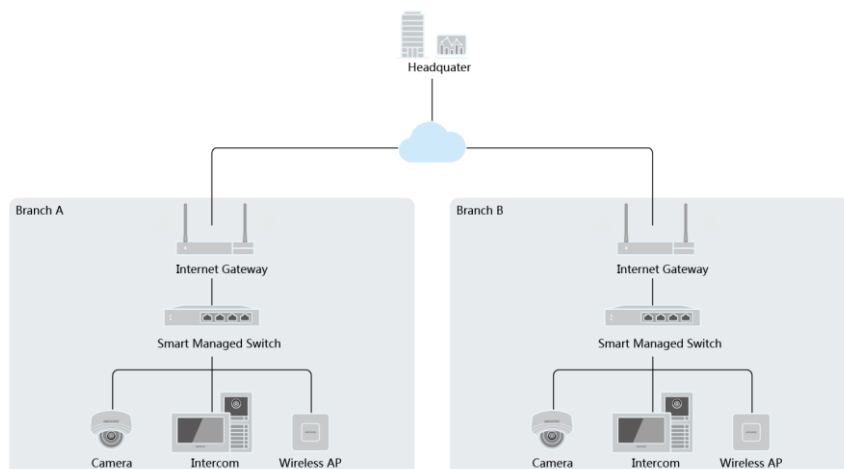
General	
Shell	Metal material
Net Weight	0.4 kg (0.8 lb)
Gross Weight	1.0 kg (2.2 lb)
Dimensions (W × H × D)	158.00 mm × 101.20 mm × 31.60 mm (6.20" × 3.90" × 1.20")
Operating Temperature	-30 °C to 65 °C (-22 °F to 149 °F)
Storage Temperature	-40 °C to 85 °C (-40 °F to 185 °F)
Operating Humidity	5% to 95% (no condensation)
Relative Humidity	5% to 95% (no condensation)
Power Supply	48 V DC, 1.36 A
Installation Mode	Desk-Mounted,Rail
Max. Power Consumption	65 W
Power Consumption in Idle	5 W
Surge Protection	6 kV
Network Parameters	
Ports	4 × 10/100 Mbps PoE port,1 × Gigabit RJ45 port,1 × Gigabit fiber optical port
MAC Address Table	2 K
Switching Capacity	Whole-Device Performance: 14 Gbps Port Performance: 4.8 Gbps
Packet Forwarding Rate	Whole-Device Performance: 10.42 Mpps Port Performance: 3.57 Mpps
Internal Cache	1 Mbits
PoE Power Supply	
PoE Standard	IEEE 802.3af,IEEE 802.3at
PoE Power Pin	8-pin power: 1/2(-), 3/6(+), 4/5(+), 7/8(-)
PoE Port	PoE: Ports 1 to 4
Max. Port Power	30 W
PoE Power Budget	60 W
Software Function	
Long Range	Ports 1 to 4: up to 300 m. Long range performance may vary depend on camera model or cable condition.
Port Isolation	Ports 1 to 4: port isolation mode to improve network security Ports in an isolation group cannot communicate with each other, but they can communicate with ports outside the isolation group.
PoE Watchdog	Ports 1 to 4: auto detect and restart the cameras that do not respond.
QoS	QoS is used to allocate bandwidth to different services so as to provide end-to-end service quality assurance. Support port-based priority configuration. Support SP, WRR priority schedule mode.
VLAN	VLAN is used for network scale planning and network health improvement. Support 802.1Q. Configurable VLAN ID from 1-4094. Support Trunk, Access port mode. Support Max. 4094 VLAN.

HPP	<p>Support one-click activation and remote management via Hik-Partner Pro. Functions supported:</p> <ol style="list-style-type: none"> <li>1. Display the port rate.</li> <li>2. Display the port bandwidth utilization rate.</li> <li>3. Display the PoE power usage.</li> <li>4. Display topology information.</li> <li>5. Display the alarm status.</li> <li>6. Restart ports and devices.</li> <li>7. Enable port long-range mode.</li> <li>8. Remotely upgrade the device.</li> </ol>
Loop Prevention	<p>Loop prevention is used to prevent the switching network from forming loops, which will seriously affect network communication. Disabled by default.</p> <p>Support 802.1D STP.</p> <p>Support 802.1w RSTP.</p>
System Maintenance	<p>Support device management via web.</p> <p>Support DHCP Client. Enabled by default for dynamic assignment of management IP addresses.</p> <p>Support Super IP, which is a fixed IP address (10.180.190.200) for direct access.</p> <p>Support management via Hik-Central Pro.</p> <p>Support remote management via Hik-Partner Pro.</p> <p>Support cable detection. Abnormal open circuits and short circuits as well as network cable length can be detected.</p> <p>Supports 802.1ab LLDP for peer device discovery.</p> <p>Support port mirroring for fault locating.</p>
Port Rate-Limiting	<p>Port rate-limiting is used for port bandwidth adjustment to prevent network congestion.</p>
Storm Control	<p>Storm control is used to prevent switch ports from being blocked by broadcast or multicast storms in the LAN, which may affect network communication.</p> <p>Support port rate limiting based on broadcast, multicast, and unknown unicast packets.</p>
DHCP Snooping	<p>DHCP Snooping can prevent unauthorized connections to DHCP servers from disrupting the network and affecting normal network communication, and only allow DHCP packets from trusted ports to pass through. Disabled by default.</p>
<b>Approval</b>	
EMC	<p>CE-EMC (EN 55032: 2015+A11: 2020, EN IEC 61000-3-2: 2019, EN 61000-3-3: 2013+A1: 2019, EN 50130-4: 2011+A1: 2014, EN 55035: 2017+A11: 2020)</p>
Safety	<p>CB (AMD1:2009, AMD2:2013, IEC 62368-1: 2014 (Second Edition), CE-LVD (EN 62368-1: 2014+A11: 2017)</p>
Chemistry	<p>CE-RoHS (201165EU);  WEEE (201219EU);  Reach (Regulation (EC) No.19072006)</p>

## ▪ Available Model

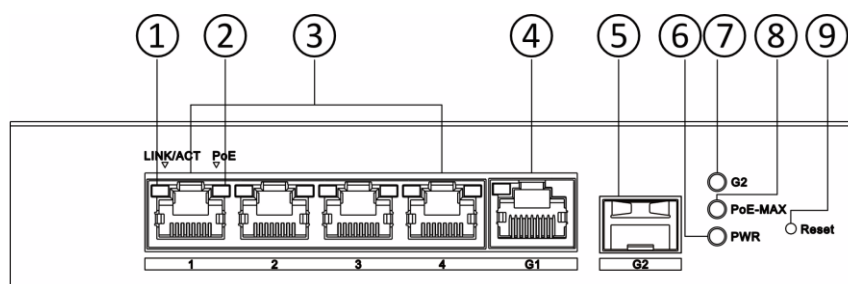
DS-3T1306P-SI/HS

## Typical Application

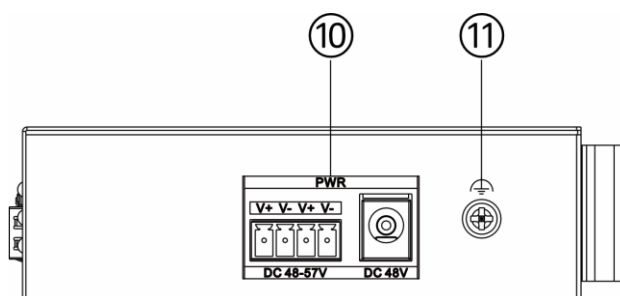


## Physical Interface

Front Panel



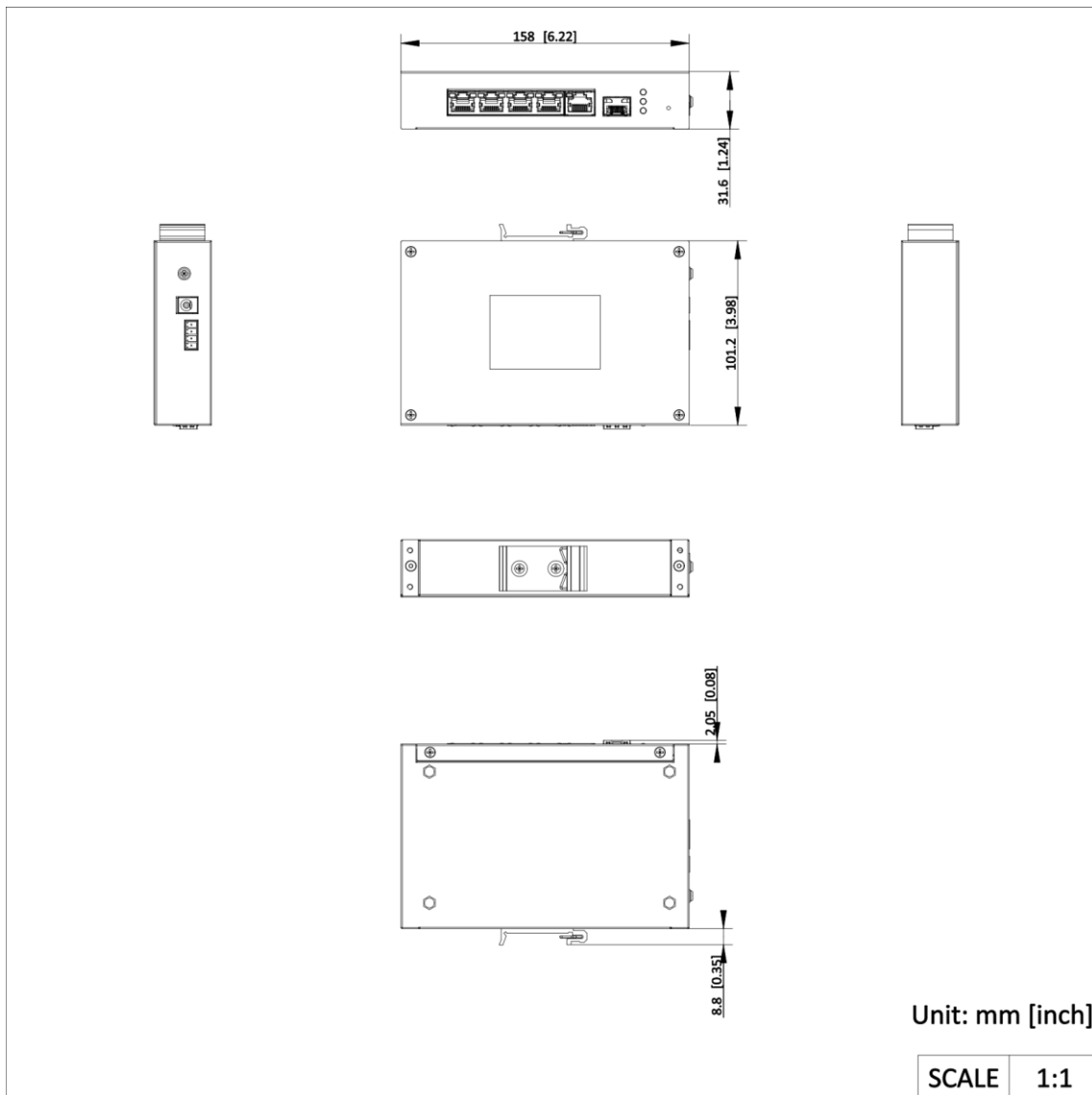
Side Panel



No.	Indicator/Port	Description
①	LINK/ACT Indicator	<ul style="list-style-type: none"> <li>● Solid on: The port is connected.</li> <li>● Flashing: The port is transmitting data.</li> <li>● Unlit: The port is disconnected or connection is abnormal.</li> </ul>
②	PoE Indicator	<ul style="list-style-type: none"> <li>● Solid on: The switch supplies power to a powered device (PD) normally.</li> <li>● Unlit: The switch is disconnected from a PD or power supply is abnormal.</li> </ul>
③	10/100 Mbps PoE RJ45 Port	Used for connection to a PD via a network cable.
④	Gigabit RJ45 Port (G1 Port)	Used for connection to another device via a network cable.
⑤	Gigabit SFP Fiber Optical Port (G2 Port)	Used for connection to another device via an optical fiber when plugged into with an optical module.
⑥	PWR Indicator	<ul style="list-style-type: none"> <li>● Solid on: The switch is powered on normally.</li> <li>● Unlit: No power supply connected or power supply is abnormal.</li> </ul>

⑦	G2 Port Indicator	<ul style="list-style-type: none"> <li>● Solid on: The gigabit SFP fiber optical port is connected.</li> <li>● Flashing: The gigabit SFP fiber optical port is transmitting data.</li> <li>● Unlit: The gigabit SFP fiber optical port is disconnected or connection is abnormal.</li> </ul>
⑧	PoE-MAX Indicator	<ul style="list-style-type: none"> <li>● Solid on/Flashing: The output power of the switch is about to reach or has reached the upper limit. The power supply may be abnormal if more devices are connected.</li> <li>● Unlit: The switch does not supply power to a powered device (PD), or supplies power to a PD normally and its output power does not reach the upper limit.</li> </ul> <p>Note: The PoE-MAX indicator will be unlit in 5 seconds after the output power of the switch returns to normal.</p>
⑨	Reset Button	Press and hold the reset button for about five seconds to restore all the configurations of the switch to default settings.
⑩	Power Supply	Use the attached power adapter and power cord to connect the switch to a socket.
⑪	Grounding Terminal	Used for connection to a grounding cable to protect the switch from lightning.

▪ Dimension



▪ **Accessory**

▪ **Optional**

HK-SFP-1.25G-20-1550 SFP Module	HK-SFP-1.25G-20-1310 SFP Module	HK-SFP-1.25G-1310-DF- MM SFP Module	HK-SFP-1.25G-20-1310- DF SFP Module	DRL-48V75W1AZ Industrial Power Supply Unit
				
<b>DRL-48V240W1EN Industrial Power Supply Unit</b>				
				

**Headquarters**

No.555 Qianmo Road, Binjiang District,  
Hangzhou 310051, China  
T +86-571-8807-5998  
www.hikvision.com



Follow us on social media to get the latest product and solution information.

