

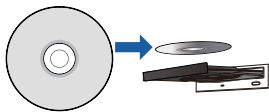
# Fast. Easy. Setup!



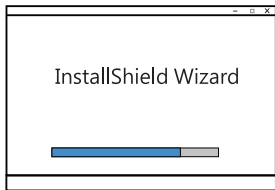
## 1 Install the driver

Insert the support CD into the optical drive or download the driver from:

[http://www.asus.com/networking/USB-AC53\\_Nano/HelpDesk\\_Download/](http://www.asus.com/networking/USB-AC53_Nano/HelpDesk_Download/)

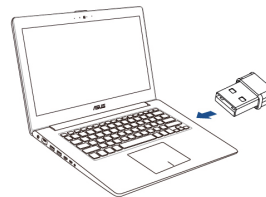


Double click **setup.exe** to launch the InstallShield Wizard.



## 2 Prepare your USB-AC53 Nano

Connect your USB-AC53 Nano to your computer's USB ports.



When the installation is complete, you can connect your computer to a wireless network.

